

Rated current: 15A  
Rated voltage: 300V  
spacing:5.08mm



The catalog is for reference only. The actual specifications are subject to the product engineering drawings. version 1.0

### UL/CUL

| Use Group                    | B   | C     | D   |
|------------------------------|-----|-------|-----|
| Rate Voltage [V]             | 300 | -     | 300 |
| Rated Current [A]            | 15  | -     | 10  |
| Wire Range [AWG]             |     | -     |     |
| Dielectric Voltage-Withstand |     | 1.6KV |     |

### IEC

| Overvoltage Category | III | III | II  |
|----------------------|-----|-----|-----|
| Contamination Class  | 3   | 2   | 2   |
| Rated Voltage [V]    | 250 | 320 | 630 |
| Rated Current [A]    | 15  | 15  | 15  |

|  |   |   |   |
|--|---|---|---|
| Impulse withstand voltage [KV]             | 4 | 4 | 4 |
| Conductor cross section [mm <sup>2</sup> ] | - |   |   |

### Material

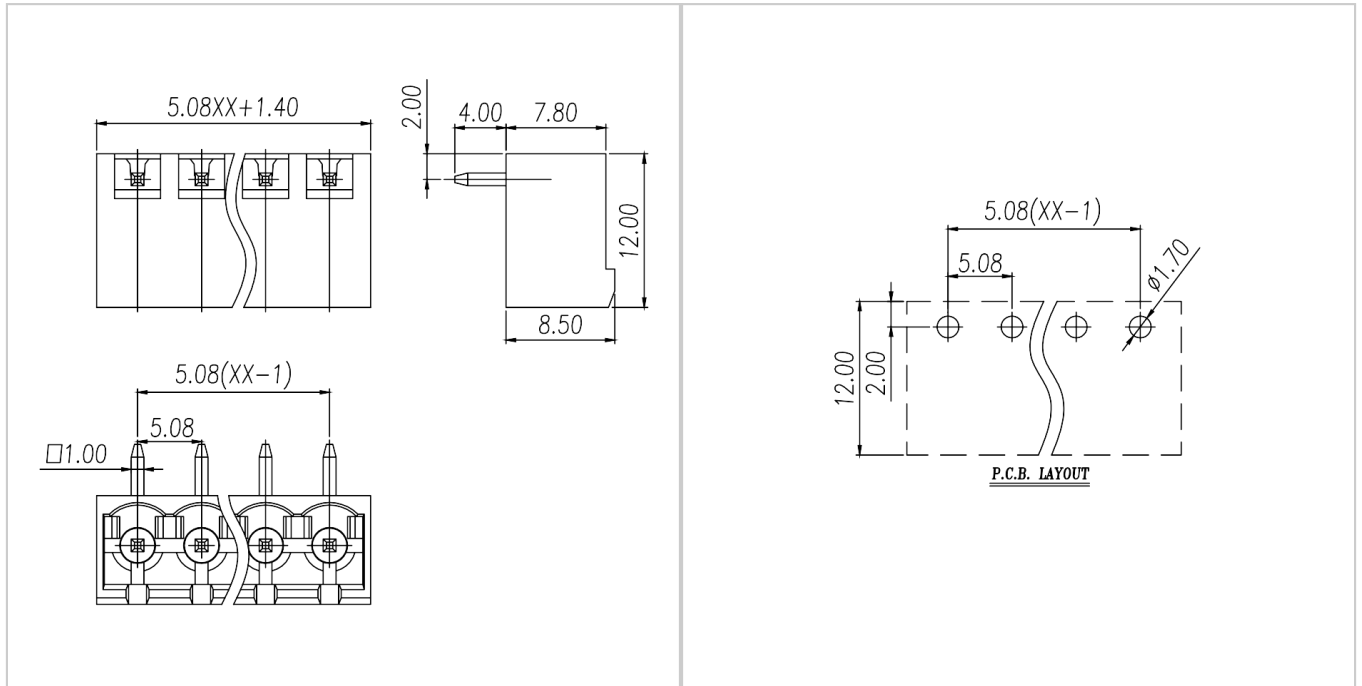
|                              |              |
|------------------------------|--------------|
| Insulation Material          | PA66         |
| Flame retardant rating       | UL94V-0      |
| Conductor Material           | Copper alloy |
| Plating of conductor surface | Sn plated    |

### Other Date

|                            |                |
|----------------------------|----------------|
| Pitch/Poles [mm]/[P]       | 5.08/2-24      |
| Stripping Length [mm]      | -              |
| Screw/Torque(Max)[N.m]     | -              |
| Operating temperature [°C] | -40 ~ +105     |
| Soldering method           | Wave soldering |
| Pin dimensions [mm]        | 1.0*1.0        |
| PCB Hole Diameter [mm]     | Ø1.7           |

### Dimensions

### PCB hole diagram



## Accessories



WJ2EDGK-5.08



WJ2EDGKH-5.08



WJ2EDGKA-5.08




WJ2EDGKB-5.08



WJ2EDGKAH-5.08



WJ2EDGKC-5.08



WJ2EDGKD-5.08



WJ2EDGKDA-5.08




WJ2EDGKDB-5.08



WJ2EDGKDH-5.08



WJ2EDGKZ-5.08



WJ2EDGKL-5.08



WJ2EDGKN-5.08



WJ2EDGB-5.08



WJ2EDGA-5.08