



Rated current: 15A
Rated voltage: 300V
Use wire diameter: 28-12AWG
spacing:5.0mm



The catalog is for reference only. The actual specifications are subject to the product engineering drawings. version 1.0

UL/CUL

| Use Group | B | C | D |
|------------------------------|-------|---|-----|
| Rate Voltage [V] | 300 | - | 300 |
| Rated Current [A] | 15 | - | 10 |
| Wire Range [AWG] | 28-12 | | |
| Dielectric Voltage-Withstand | 1.6KV | | |

IEC

| Overvoltage Category | III | III | II |
|----------------------|-----|-----|-----|
| Contamination Class | 3 | 2 | 2 |
| Rated Voltage [V] | 250 | 320 | 630 |
| Rated Current [A] | 10 | 10 | 10 |

| | | | |
|--|---------|---|---|
| Impulse withstand voltage [KV] | 4 | 4 | 4 |
| Conductor cross section [mm ²] | 0.2-2.5 | | |

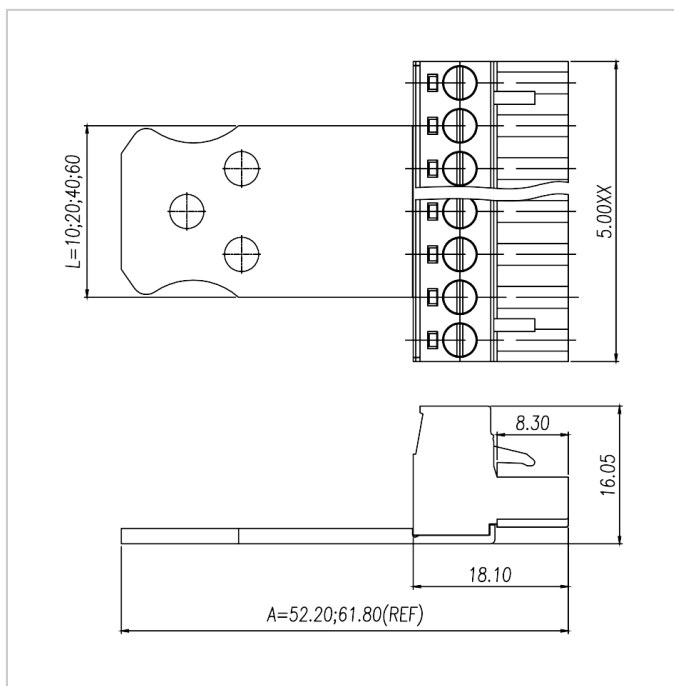
Material

| | |
|------------------------------|--------------|
| Insulation Material | PA66 |
| Flame retardant rating | UL94V-0 |
| Conductor Material | Copper alloy |
| Plating of conductor surface | Ni plated |

Other Date

| | |
|----------------------------|------------|
| Pitch/Poles [mm]/[P] | 5.0/2-24 |
| Stripping Length [mm] | 7-8 |
| Screw/Torque(Max)[N.m] | M3/0.5 |
| Operating temperature [°C] | -40 ~ +105 |

Dimensions



Accessories



WJ2EDGV-5.0




WJ2EDGR-5.0




WJ2EDGVC-5.0



WJ2EDGRC-5.0



WJ2EDGRR-5.0



WJ2EDGRRC-5.0



WJ2EDGV-THT-5.0



WJ2EDGVC-THT-5.0



WJ2EDGR-THT-5.0



WJ2EDGRC-THT-5.0



WJ2EDGVT-5.0



WJ2EDGRT-5.0



WJ2EDGVTC-5.0

WJ2EDGRTC-5.0

WJ2EDGVH-5.0



WJ2EDGRH-5.0



WJ2EDGL-5.0




WJ2EDGLC-5.0



WJ2EDGKDR-5.0

Matching components



WJ2EDG-PWI