

Rated current: 8A  
 Rated voltage: 300V  
 Use wire diameter: -  
 spacing:3.81mm  
 Install: Reflow Soldering



The catalog is for reference only. The actual specifications are subject to the product engineering drawings. version 1.0

UL/CUL

| Use Group                    | B     | C | D   |
|------------------------------|-------|---|-----|
| Rate Voltage [V]             | 300   | - | 300 |
| Rated Current [A]            | 8     | - | 8   |
| Wire Range [AWG]             | -     |   |     |
| Dielectric Voltage-Withstand | 1.6KV |   |     |

IEC

| Overvoltage Category | III | III | II  |
|----------------------|-----|-----|-----|
| Contamination Class  | 3   | 2   | 2   |
| Rated Voltage [V]    | 160 | 160 | 250 |
| Rated Current [A]    | 8   | 8   | 8   |

|  |     |     |     |
|--|-----|-----|-----|
| Impulse withstand voltage [KV]             | 2.5 | 2.5 | 2.5 |
| Conductor cross section [mm <sup>2</sup> ] | -   |     |     |

### Material

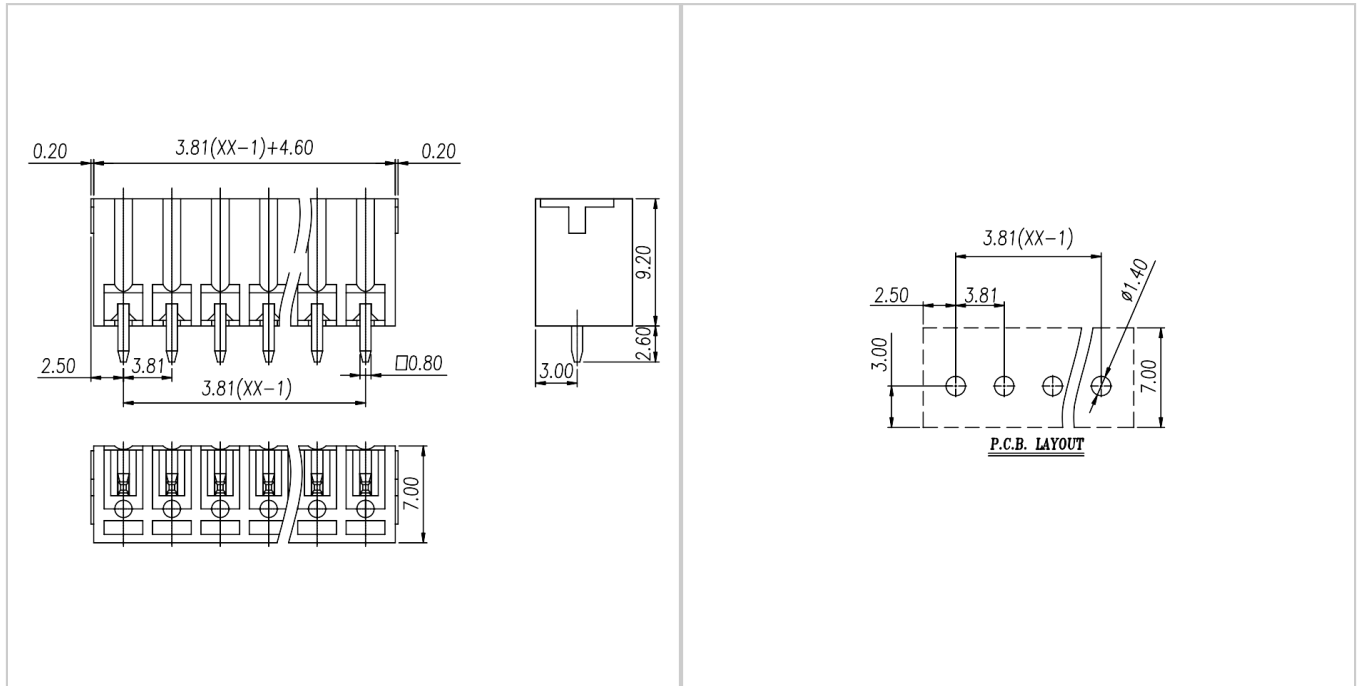
|                              |              |
|------------------------------|--------------|
| Insulation Material          | LCP          |
| Flame retardant rating       | UL94V-0      |
| Conductor Material           | Copper alloy |
| Plating of conductor surface | Sn plated    |

### Other Date


|                            |                  |
|----------------------------|------------------|
| Pitch/Poles [mm]/[P]       | 3.81/2-24        |
| Stripping Length [mm]      | -                |
| Screw/Torque(Max)[N.m]     | -                |
| Operating temperature [°C] | -40 ~ +130       |
| Soldering method           | Reflow Soldering |
| Pin dimensions [mm]        | 0.8*0.8          |
| PCB Hole Diameter [mm]     | Ø1.4             |

### Dimensions

### PCB hole diagram



## Accessories



WJ15EDGKN-3.81



WJ15EDGK-3.81




WJ15EDGKA-3.81



WJ15EDGKB-3.81



WJ15EDGKD-3.81



WJ15EDGB-3.81

WJ15EDGA-3.81